



HIMACHAL PRADESH NATIONAL LAW UNIVERSITY, SHIMLA

16 MILE, SHIMLA-MANDI NATIONAL HIGHWAY, GHANDAL

DISTRICT SHIMLA, HIMACHAL PRADESH-171014

Ph. 0177-2779802, 0177-2779803, Fax: 0177-2779802

Website: <http://hpnlu.ac.in>

| Fees Structure | | | | |
|---|------------------------|------------|------------|-------------|
| B.A./B.B. A. LL. B. (Hons.) Batches 2020-25, for the Academic Session 2024-25 | | | | |
| S.No. | Fee Detail | Annual Fee | First Half | Second Half |
| 1 | Admission Fee | - | - | - |
| 2 | Tuition Fee | 135000 | 67500 | 67500 |
| 3 | Facilities Fee | 35500 | 17750 | 17750 |
| 4 | Campus Development Fee | 10000 | 5000 | 5000 |
| 5 | Examination Fee | 10000 | 5000 | 5000 |
| 6 | Library Fee | 5000 | 2500 | 2500 |
| 7 | Moot Court | 5000 | 2500 | 2500 |
| 8 | Hostel Charge | 20000 | 10000 | 10000 |
| Total Fees | | 220500 | 110250 | 110250 |

Note: -

1. There shall be annual increase of Rs. 5000/- in the Tuition Fee in every academic session of every programme. Such increase will equally apply to supernumerary.
2. The Fee payment can be made through online payment. The form for fee payment shall be made on the website of HPNLU www.hpnlu.ac.in
3. Mess fees not include in the fee structure

Section Officer (Accounts)
HPNLU, Shimla

Finance Officer
HPNLU Shimla
H.P. National Law
University, Shimla

Registrar
HPNLU, Shimla
University, Shimla



HIMACHAL PRADESH NATIONAL LAW UNIVERSITY, SHIMLA

16 MILE, SHIMLA-MANDI NATIONAL HIGHWAY, GHANDAL

DISTRICT SHIMLA, HIMACHAL PRADESH-171014


Ph. 0177-2779802, 0177-2779803, Fax: 0177-2779802


Website:<http://hpnlu.ac.in>

| Fees Structure | | | | |
|---|------------------------|---------------|---------------|---------------|
| B.A./B.B. A. LL. B. (Hons.) Batches 2021-26, for the Academic Session 2024-25 | | | | |
| S.No. | Fee Detail | Annual Fee | First Half | Second Half |
| 1 | Admission Fee | - | - | - |
| 2 | Tuition Fee | 135000 | 67500 | 67500 |
| 3 | Facilities Fee | 35500 | 17750 | 17750 |
| 4 | Campus Development Fee | 10000 | 5000 | 5000 |
| 5 | Examination Fee | 10000 | 5000 | 5000 |
| 6 | Library Fee | 5000 | 2500 | 2500 |
| 7 | Moot Court | 5000 | 2500 | 2500 |
| 8 | Hostel Charge | 20000 | 10000 | 10000 |
| Total Fees | | 220500 | 110250 | 110250 |

Note: -

1. There shall be annual increase of Rs. 5000/- in the Tuition Fee in every academic session of every programme. Such increase will equally apply to supernumerary.
2. The Fee payment can be made through online payment. The form for fee payment shall be made on the website of HPNLU www.hpnlu.ac.in
3. Mess fees not include in the fee structure


Section Officer (Accounts)
HPNLU, Shimla


Finance Officer
HPNLU, Shimla
H.P. National Law
University, Shimla


Registrar
HPNLU, Shimla
H.P. National Law
University, Shimla



HIMACHAL PRADESH NATIONAL LAW UNIVERSITY, SHIMLA

16 MILE, SHIMLA-MANDI NATIONAL HIGHWAY, GHANDAL

DISTRICT SHIMLA, HIMACHAL PRADESH-171014

Ph. 0177-2779802, 0177-2779803, Fax: 0177-2779802

Website: <http://hpnlu.ac.in>

| Fees Structure | | | | |
|---|------------------------|------------|------------|-------------|
| B.A./B.B. A. LL. B. (Hons.) Batches 2022-27, for the Academic Session 2024-25 | | | | |
| S.No. | Fee Detail | Annual Fee | First Half | Second Half |
| 1 | Admission Fee | - | - | - |
| 2 | Tuition Fee | 130000 | 65000 | 65000 |
| 3 | Facilities Fee | 35500 | 17750 | 17750 |
| 4 | Campus Development Fee | 10000 | 5000 | 5000 |
| 5 | Examination Fee | 10000 | 5000 | 5000 |
| 6 | Library Fee | 5000 | 2500 | 2500 |
| 7 | Moot Court | 5000 | 2500 | 2500 |
| 8 | Hostel Charge | 25000 | 12500 | 12500 |
| Total Fees | | 220500 | 110250 | 110250 |

Note: -

1. There shall be annual increase of Rs. 5000/- in the Tuition Fee in every academic session of every programme. Such increase will equally apply to supernumerary.
2. The Fee payment can be made through online payment. The form for fee payment shall be made on the website of HPNLU www.hpnlu.ac.in
3. Mess fees not include in the fee structure

Section Officer (Accounts)
HPNLU, Shimla

Finance Officer
HPNLU, Shimla
University, Shimla

Registrar
HPNLU, Shimla
National Law
University, Shimla



HIMACHAL PRADESH NATIONAL LAW UNIVERSITY, SHIMLA

16 MILE, SHIMLA-MANDI NATIONAL HIGHWAY, GHANDAL

DISTRICT SHIMLA, HIMACHAL PRADESH-171014


Ph. 0177-2779802, 0177-2779803, Fax: 0177-2779802


Website: <http://hpnlu.ac.in>


| Fees Structure | | | | |
|---|------------------------|---------------|---------------|---------------|
| B.A./B.B. A. LL. B. (Hons.) Batch 2023-28, for the Academic Session 2024-25 | | | | |
| S.No. | Fee Detail | Annual Fee | First Half | Second Half |
| 1 | Admission Fee | - | - | - |
| 2 | Tuition Fee | 125000 | 62500 | 62500 |
| 3 | Facilities Fee | 35500 | 17750 | 17750 |
| 4 | Campus Development Fee | 10000 | 5000 | 5000 |
| 5 | Examination Fee | 10000 | 5000 | 5000 |
| 6 | Library Fee | 5000 | 2500 | 2500 |
| 7 | Moot Court | 5000 | 2500 | 2500 |
| 8 | Hostel Charge | 25000 | 12500 | 12500 |
| Total Fees | | 215500 | 107750 | 107750 |

Note: -

1. There shall be annual increase of Rs. 5000/- in the Tuition Fee in every academic session of every programme. Such increase will equally apply to supernumerary.
2. The Fee payment can be made through online payment. The form for fee payment shall be made on the website of HPNLU www.hpnlu.ac.in
3. Mess fees not include in the fee structure


Section Officer (Accounts)
HPNLU, Shimla


Finance Officer
HPNLU, Shimla
University, Shimla


Registrar
HPNLU, Shimla
National Law
University, Shimla